

TRIMTEC TR-KJ

PRODUCT DESCRIPTION

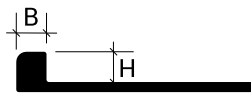


Resilient materials are commonly used for floors and walls as well as over existing flooring. For thinner flooring materials, we recommend profiles that can be solidly anchored and provide maximum edge protection.

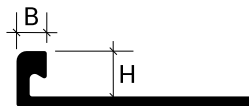
TR and KJ family of profiles meets these needs by providing a solid base with tapered openings for mechanical fastening or to be adhered using appropriate adhesive.

TECHNICAL FEATURES

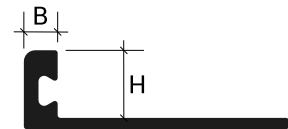
Length: 2,70 meters



Aluminum TR 30
B = 3 mm



Aluminum TR 45
B = 3 mm



Aluminum TR 60
B = 3 mm

MATERIAL DESCRIPTION

Aluminum

The primary aluminum alloy EN AW-6060 in T6 temper is suitable for complex extrusions, offering high strength and an excellent natural surface finish that lends itself well to subsequent finishing processes.

ANODIZED ALUMINUM:

The anodic oxidation process provides protection against corrosion caused by atmospheric agents, without involving galvanic treatments.

According to the EN 12373 standard, the profiles are treated with preventive processes that make them uniformly opaque, subsequently they are coloured through an electro-chemical oxidation process in the standard colours Silver, Gold, Bronze, Copper and Titanium with a thickness of up to 10 microns.

POWDER COATED ALUMINUM:

Powder coating begins with a chromium phosphate pre-treatment, followed by electrostatic application of polyester powders that offer high resistance to U.V. rays and atmospheric agents. The entire surface of the profile is coated with an average thickness of approximately 60 microns. A hot cross-linking polymerization process is then carried out to ensure maximum chemical and mechanical resistance.



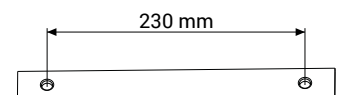
AS



AT



A65



trimtec >> TR-KJ in Anodized Aluminum - Drilled		
Item	H mm	Finish
TR30ASF270	3	AS - Silver
TR45ASF270	4,5	AS - Silver
TR60ASF270	6	AS - Silver
KJ30ATF270	3	AT - Titan
KJ45ATF270	4,5	AT - Titan
KJ60ATF270	6	AT - Titan

trimtec >> TR-KJ in embossed Powder Coated Aluminum - Drilled		
Item	H mm	Finish
KJ30A65F270	3	A65 - Embossed matt Black
KJ45A65F270	4,5	A65 - Embossed matt Black
KJ60A65F270	6	A65 - Embossed matt Black

Self-adhesive profiles

APPLICATION

1. Check that the substrate is solid, flat, clean, degreased and dry, verifying that the application temperature is not lower than 15°C in case of gluing;
2. Cut the profile to the required length;
3. Apply the adhesive (FIXXTEC) to the part of the profile to be adhesived, or remove the protective paper from the adhesive for self-adhesive versions, and position the profile correctly without further adjustments;
4. Apply the profile with uniform pressure without hammering;
5. Remove any adhesive residue from the profile immediately.

N.B.: Aluminum profiles offer limited resistance to alkaline substances, so their use must be evaluated according to the expected chemical aggressions. Aluminum profiles in contact with cementitious substances can be attacked by corrosion processes, so residues of used adhesives and sealants should be removed immediately. When laying, the right amount of adhesive must be used and the right drying times observed, avoiding creating cavities in which water can stagnate, which would lead to the formation of alkaline substances (aluminum hydroxide) and trigger corrosive electrolytic phenomena.

Profiles applied with screws and plugs

APPLICATION

1. Cut the profile to the required length;
2. Position the profile and mark the position of the holes, possibly using the holes present in the profile if in the perforated version;
3. Insert the dowels if the support requires it, fix the profile using countersunk screws (for threshold cover profiles use 3 mm diameter screws and 5 x 25 mm dowels).

N.B.: Aluminum profiles offer limited resistance to alkaline substances, so their use must be evaluated according to the expected chemical aggressions. Aluminum profiles in contact with cementitious substances can be attacked by corrosion processes, so residues of used adhesives and sealants should be removed immediately. When laying, the right amount of adhesive must be used and the right drying times observed, avoiding creating cavities in which water can stagnate, which would lead to the formation of alkaline substances (aluminum hydroxide) and trigger corrosive electrolytic phenomena.

(The perforated version has a 230 mm centre distance between successive holes)

CLEANING AND MAINTENANCE

ALUMINIUM:

Aluminum requires no special maintenance.

For cleaning, use colorless alcohol diluted in water or neutral detergents, avoiding acidic ones (e.g., hydrochloric or hydrofluoric acid); use non-abrasive sponges or cloths to avoid damage. We recommend not applying cleaners directly to surfaces. After cleaning, rinse with water and dry immediately with a soft cloth. Avoid polishes. Quickly remove residual cement or grout to protect the surface.

WARNINGS

These profiles must be handled with care, taking care to use cut-resistant gloves. The instructions and requirements contained herein, while based on our experience, are to be considered purely indicative and must be confirmed by exhaustive practical applications. Profilitec declines all responsibility for any damage to persons or property resulting from improper use of the product. The user is responsible for determining whether or not the product is suitable for use and assumes all responsibility for any damage resulting from incorrect installation of the material.

BILL OF QUANTITIES ITEM

Supply and installation of a profile in _____ (material), with a _____ finish (see Material Description section), with a characteristic measurement of _____ mm, equipped with countersunk holes for screw fixing. This profile is suitable for installing low-thickness vinyl flooring. Profile family type _____ of Profilitec company as a closing and protection profile for the covering, to be supplied and installed in a professional manner, respecting the methods and application fields indicated by the manufacturer.

Profile length: 2700 mm

Profile SKU: _____

Material: _____ €/m

Installation: _____ €/m

Totale price: _____ €/m